





CURRENT FLOW THROUGH A 3-WAY ROTARY SWITCH

These diagrams show how electric current flows through a 3-way rotary switch (for eyelet terminals) to the element in each switch position.

LEGEND

- Black 
- Red 
- White 
- Blue 
- Green 