

WIRING NOTE

ALL WIRES #14 AWG,  
TYPE SEW/SF2 MINIMUM  
UNLESS OTHERWISE NOTED

POWER REQ'TS

120 VOLTS  
1 PHASE  
60 HERTZ  
15 AMPS  
1800 WATTS

#CR4  
#14-3 CORDSET  
5-15P CAP

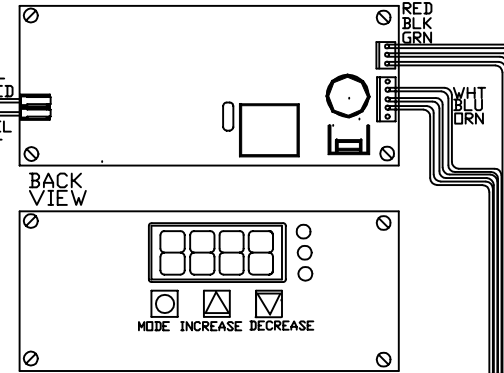
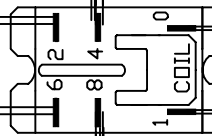
CASE  
GROUND

BLU

#PY50  
TYPE K T/C



#TF3  
RELAY 30A  
W/12V COIL



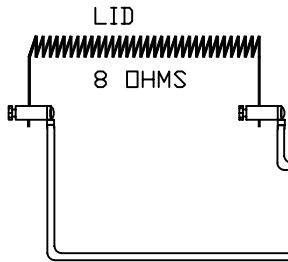
FRONT VIEW #TF36 SINGLE SET POINT  
SENTRY XPRESS

#TF72  
20 GA WIRE  
MULTI-COND

#TF2-CONTROL  
TRANSFORMER  
OUTPUT=24VAC

#20 GA  
#4609

FUSE  
#TF5  
1/2 AMP



TO RE-ORDER ELEMENTS, SPECIFY		
DESCRIPTION	QTY	LDC
ELFUSION6T	1	LID

1700°F

REV	DATE	BY	DESCRIPTION
-	1-8-02	RLG	

SWITCH BOX ASSY-

PARAGON INDUSTRIES  
2011 SOUTH TOWN EAST BLVD  
MESQUITE, TEXAS 75149

WIRING DIAGRAM

120V ,1 PHASE ,60HZ ,1800 WATTS

PART NO.	REV
FUSION 6	-
FUSION 6 TOP FIRE	