

CAUTION

TO PROVIDE CONTINUED PROTECTION AGAINST THE RISK OF ELECTRIC SHOCK, CUSTOMER'S POWER SUPPLY MUST BE PROPERLY GROUNDED.

NOTE: GROUNDING SCREW TO HAVE A GREEN COLORED SLOTTED AND/OR HEX HEAD NO SUBSTITUTES. USE #1005

NOTE: THE SURFACE OF THE INSULATED WIRES MARKED (X) TO BE COLORED GREEN, WITH OR WITHOUT ONE OR MORE YELLOW STRIPES.

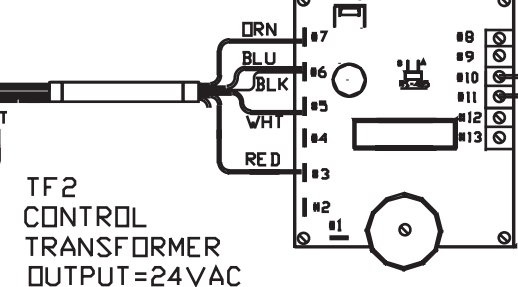
WIRE SIZES

NOTE: ALL WIRES TO BE TYPE SEW/SF2, #14 AWG MINIMUM UNLESS NOTED

CR6
6-2/8-1 CORDSET
6-50P CAP

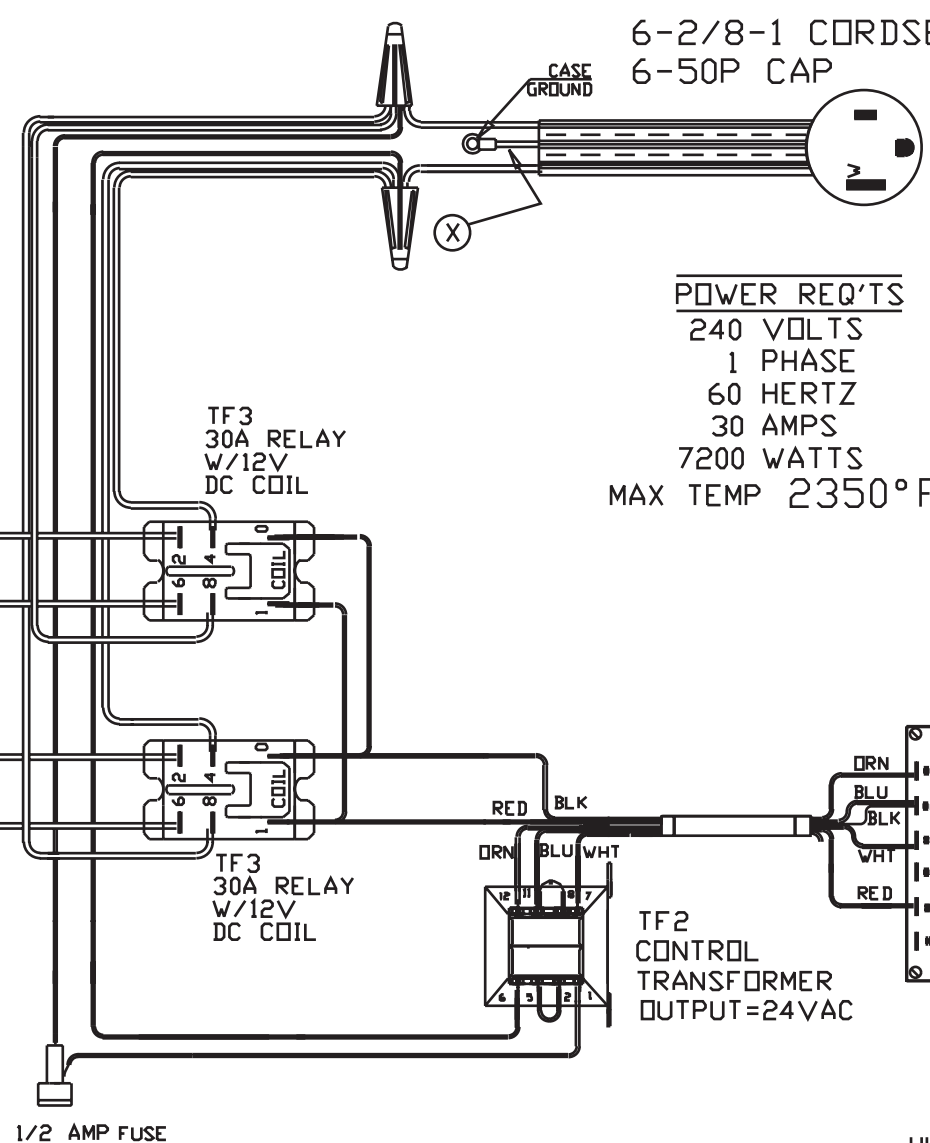
POWER REQ'TS
240 VOLTS
1 PHASE
60 HERTZ
30 AMPS
7200 WATTS
MAX TEMP 2350°F

PY50
TYPE K T/C

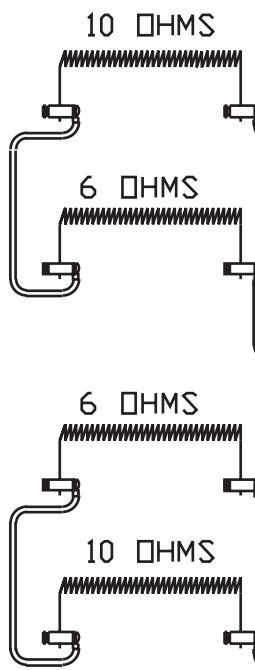


TF21
DTC 1000C

UL/CUL LISTED



1/2 AMP FUSE



TO RE-ORDER ELEMENTS, SPECIFY		
DESCRIPTION	QTY	LOC
ELTNF82TB	2	TOP&BOT
ELTNF82M	2	MIDDLE

COMMENTS

PARAGON INDUSTRIES
2011 SOUTH TOWN EAST BLVD
MESQUITE, TEXAS 75149

PRODUCT DESCRIPTION
8 SIDES, 16.5" DIA, 22.25" DP
240V, 1PH, 60HZ, 30A, 7200W

PART NO.	REV
TNF823	-
WIRING DIAGRAM	