

WIRING NOTE

ALL WIRES #14 AWG,  
TYPE SEW/SF2 MINIMUM  
UNLESS OTHERWISE NOTED

POWER REQ'TS

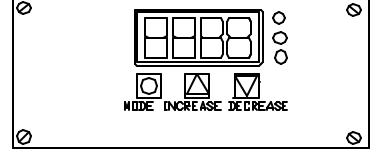

120 VOLTS  
1 PHASE  
60 HERTZ  
11 AMPS  
1300 WATTS

#4505  
#14-3 CORDSET  
5-15P CAP

#6344-1  
CONTROL  
POWER  
ON/OFF  
SWITCH  
10AMP 240V  
20AMP 120V

#6750-1  
TYPE K THERMOCOUPLE

#6355  
RELAY 30A  
W/12V COIL



FRONT VIEW #6809-6 SINGLE SET POINT SENTRY XPRESS

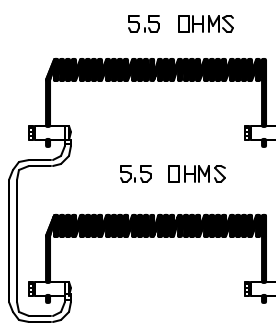
CONE 10/RAMP-HOLD  
2350°F

#6770-CONTROL  
TRANSFORMER  
OUTPUT=24VAC

#6060-2  
20 GA WIRE  
MULTI-COND

#20 GA  
#4609

FUSE  
#6726  
1/2 AMP



TO RE-ORDER ELEMENTS, SPECIFY		
DESCRIPTION	QTY	LDC
EL92211J1BEAS	2	SIDE

WIRING NOTE

ALL WIRES #14 AWG,  
TYPE SEW/SF2 MINIMUM  
UNLESS OTHERWISE NOTED

CFG3  
2350°F

REV	DATE	BY	DESCRIPTION
-	2/11/08	DTR	

SWITCH BOX ASSY- 42124-6  
PARAGON INDUSTRIES  
2011 SOUTH TOWN EAST BLVD  
MESQUITE, TEXAS 75149

WIRING DIAGRAM  
120V ,1 PHASE ,60HZ 1300 WATTS

PART NO	REV
92211J1BEA	-
8X8X4.5 FIREFLY	