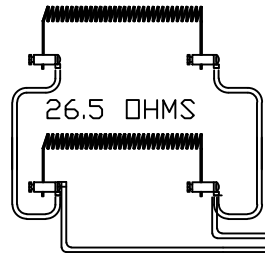


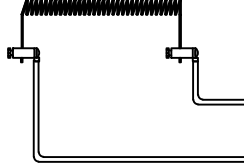
WIRING NOTE
 ALL WIRES #14 AWG,
 TYPE SEW/SF2 MINIMUM
 UNLESS OTHERWISE NOTED

POWER REQ'TS
 240 VOLTS
 1 PHASE
 60 HERTZ
 27 AMPS
 6500 WATTS

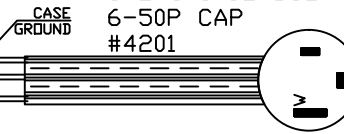
26.5 OHMS



26.5 OHMS

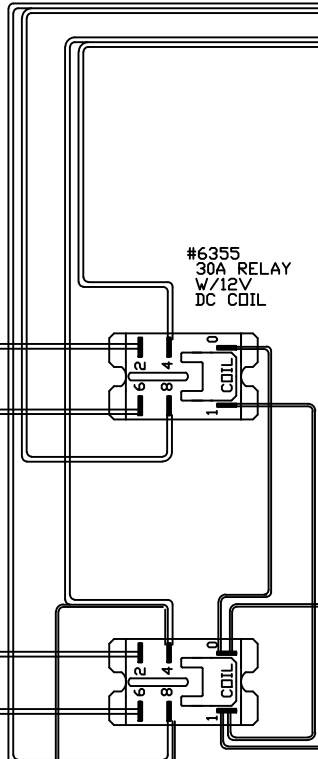


6-2/8-1 CORDSET
 6-50P CAP
 #4201

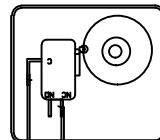


WIRING NOTE
 ALL CONTROL WIRES
 # 20 AWG ,#4609
 UNLESS OTHERWISE NOTED

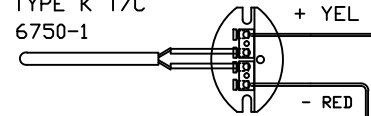
#6355
 30A RELAY
 W/12V
 DC COIL



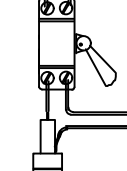
DOOR OPER'D
 POWER C/D
 SWITCH-#4135



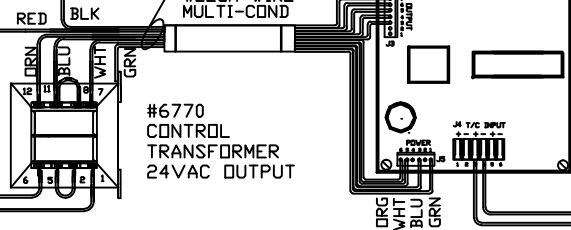
TYPE K T/C
 6750-1



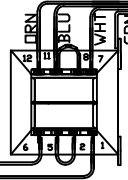
#6344
 ELEMENT
 PWR
 ON/OFF
 SWITCH
 10AMP 240V



#6060-1
 #22GA WIRE
 MULTI-COND



#6770
 CONTROL
 TRANSFORMER
 24VAC OUTPUT



#20 GA
 #4609

FUSE
 #6726
 1/2 AMP

R/H 2350
 SENTRY 2.0
 CFG 5
 2350°F

TO RE-ORDER ELEMENTS, SPECIFY		
DESCRIPTION	QTY	LDC
ELPMT18-1S	3	SIDE

REV	DATE	BY	DESCRIPTION
-	12/18/06	DTB	

SWITCH BOX ASSY- 40979-3

PARAGON INDUSTRIES
 2011 SOUTH TOWN EAST BLVD
 MESQUITE, TEXAS 75149

WIRING DIAGRAM

240V, 1 PHASE, 60HZ, 6500WATTS

PART NO.	REV
PMT18-1	-
HF131318	