

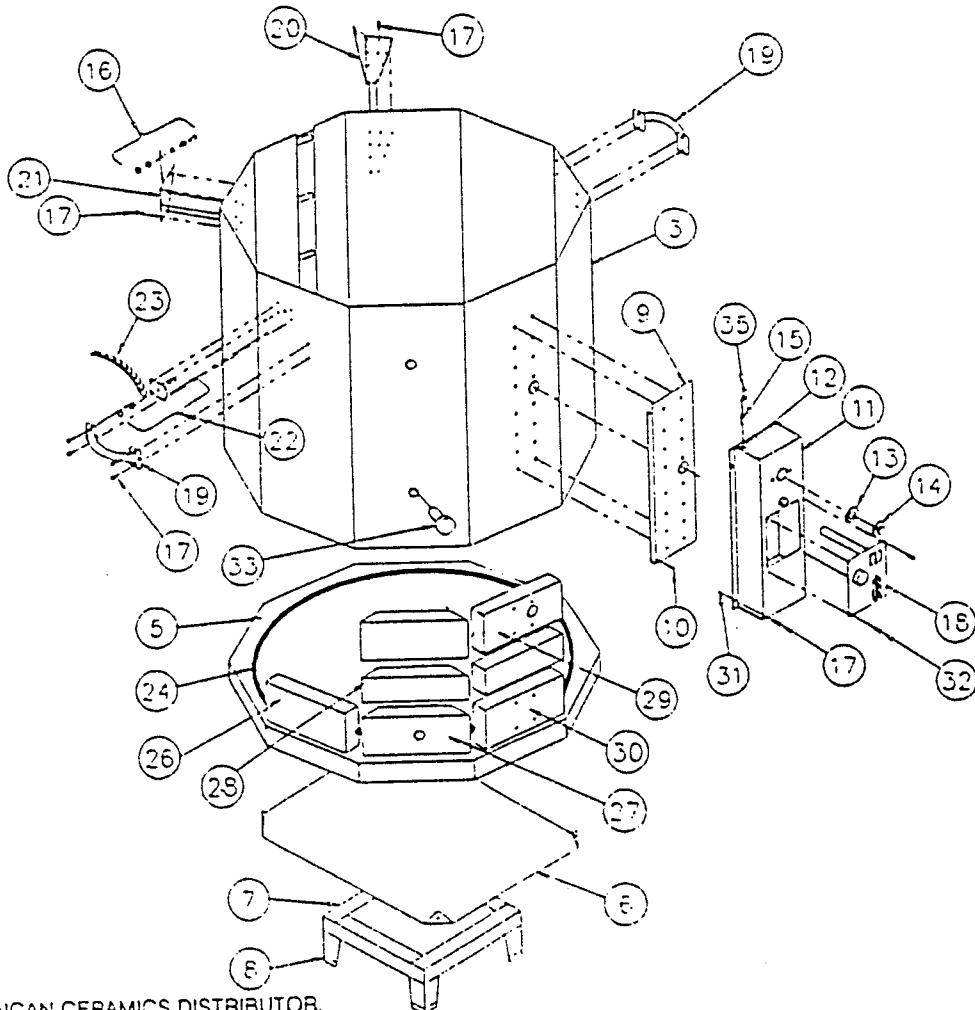
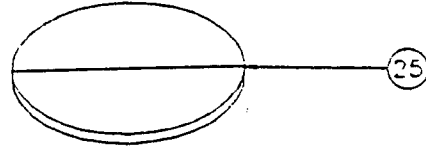
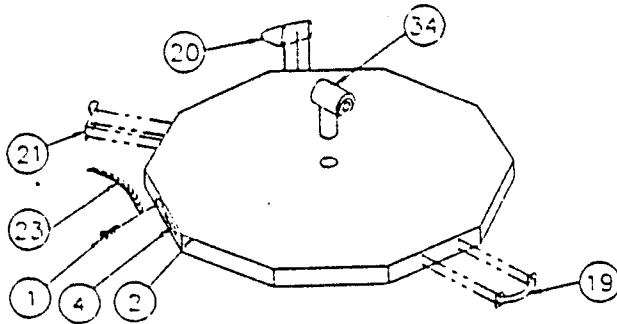
DUNCAN EXPORT MODEL EA 1020-6G

BODY PARTS

REF. PART

NO. NO. DESCRIPTION

1. KE 304 #8-32 x 3/4" Machine Screw
2. KC 019 1020/29 Fiber Lid w/Band
3. KC 081 1020/29 Case w/Clamps
4. KE 045 Case Clamp
5. KC 006 1020/29 Fiber Bottom
6. KP 303 1020/29 Base Plate
7. KC 067 1020/29 Stand w/Feet
8. KE 030 Stand Feet
9. KP 028 820, 1020/29 Heat Shield
10. KE 302 #8 x 1" Sheet Metal Screw
11. KC 092 EA 1020-6 Controll Panel Shell
12. KE 011 Lid Switch Guide
13. KM 302 Pal Nut
14. KM 310 EA Switch Knob
15. KE 111 Teflon Switch Actuator Kit
16. KC 222 Hinge Pivot Kit
17. KE 301 #8 x 1/2" Sheet Metal Screw
18. KM 210 EA Kiln-Sitter w/Timer & Solenoid
19. KE 009 Handle
20. KC 203 1020/29 Right Hinge w/ Pivot
21. KC 213 1020/29 Left Hinge w/ Pivot
22. KC 339 Lid Chain Mounting Plate
23. KE 104 1020/29 Lid Chain
24. KE 220 1020/29 Element (220V)
25. KA 118 1020/29 Hearth Plate
26. KB 003 1020/29 Grooved Brick
27. KB 023 1020/29 Peephole Brick
28. KB 043 1020/29 Half Brick
29. KB 053 1029/29 Kiln-Sitter Brick
30. KB 013 1029/29 Terminal Brick
31. KE 341 1/8" Standoff
32. KE 303 #6 x 1/2" Sheet Metal Screw
33. KA 030 Peephole Plug
34. KE 031 Lid Vent Hole Plug
35. KE 010 Switch Bracket



DUNCAN CERAMICS
P.O. BOX 7609
FRESNO, CA. 93747

ORDER PARTS FROM YOUR AUTHORIZED DUNCAN CERAMICS DISTRIBUTOR.