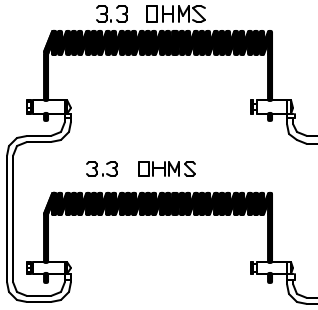
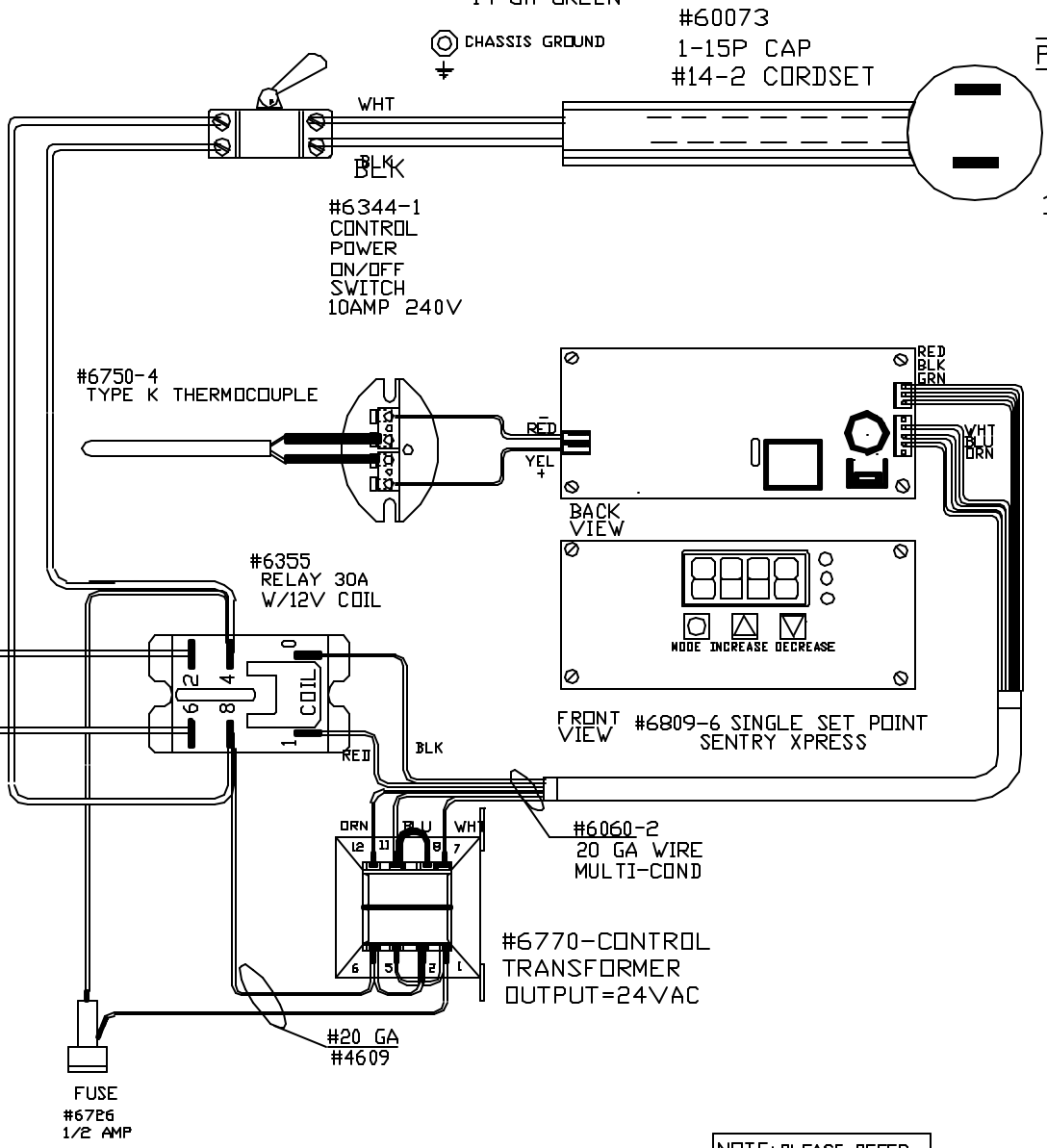
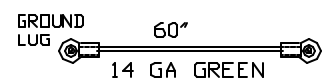


**POWER REQ'TS**  
 100 VOLTS  
 1 PHASE  
 50 HERTZ  
 15 AMPS  
 1500 WATTS

**WIRING NOTE**

ALL WIRES #14 AWG,  
 TYPE SEW/SF2 MINIMUM  
 UNLESS OTHERWISE NOTED



TO RE-ORDER ELEMENTS, SPECIFY		
DESCRIPTION	QTY	LOC
ELS0743-5	2	SIDE

**WIRING NOTE**

ALL WIRES #14 AWG,  
 TYPE SEW/SF2 MINIMUM  
 UNLESS OTHERWISE NOTED

NOTE: PLEASE REFER  
 TO THIS NUMBER WHEN  
 ORDERING PARTS FOR  
 THIS KILN

CFG 4  
 PAINTED  
 STEEL CASE  
 2000°F  
 1094°C MAX

REV	DATE	BY	DESCRIPTION
-	7-17-01	RLG	
A	3/11/02	DTB	CHG IN LINE SW WITH TOGGLE SW
B	10/24/02	DTB	CHG T/C TO 1/4 DIA
C	7/18/05	DTB	CHG CORDSET FROM 3-15P TO 1-15P

SWITCH BOX ASSY- 42008-5  
 PARAGON INDUSTRIES  
 2011 SOUTH TOWN EAST BLVD  
 MESQUITE, TEXAS 75149

**WIRING DIAGRAM**  
 100V , 1 PHASE , 50HZ , 1500 WATTS

PART NO.	S0743-5	REV	C
KL CALDERA 8X8X6 SSP-PAR			